



Curriculum Overview

Year One

Summer Term		Curriculum Enrichment	★	
Virtue	<i>Play</i>	Learning Behaviour Focus		
			Confidence	Risk Taking
Personal Social and Health Education Remembering Weeks	Keeping Safe Remembering Week Remember ways to keep physically safe around the house and the roads. <ul style="list-style-type: none"> Road safety Fire Safety Water Safety 	Personal Social and Health Education	Life cycles and healthy living Children will learn about and create a human life and identify how they have and will change during their life. Children will look at how they are different to their peers and focus on what makes them unique.	
Religious Education	To the Ends of the Earth In this unit, children will explore key events that took place after Jesus' Resurrection, focusing on stories such as the Road to Emmaus, the Ascension, and Pentecost. They will learn to retell these accounts with increasing detail and begin to sequence them. Pupils will make connections between the mission Jesus announced at the start of his ministry and the continuing mission of the Church, recognizing how the apostles were empowered by the Holy Spirit to spread the Good News. They will also learn that Catholics celebrate important events like the Ascension and Pentecost on special days known as holy days. Children will reflect on how the apostles may have felt during these significant moments.		Dialogue and Encounter In this unit, children will learn that the Church is the community of all who belong to Christ, and they will understand key symbols of the Catholic faith, including the cross as the central symbol of Christianity and the sign of the cross as its shortest summary. They will explore their local parish community and parish church, gaining an understanding of how their faith is lived out locally. Additionally, they will encounter Christian life beyond their immediate surroundings by exploring music, art, or religious objects that reflect Christian communities in other parts of the world. As part of their interfaith learning, children will also be introduced to aspects of modern Jewish life in Britain.	



Community



Human Rights



Stewardship



Equality



Resilience



Health



Technology






Wonder

12

Curriculum Overview







Year One

Literacy	 <p>Children will learn to read and write the speed sounds that are set out in the published Read, Write Inc programme. The children will learn how to apply their phonics knowledge and use decoding strategies to read with expression and intonation whilst continuing to build up fluency. In writing the children will learn how to form letters accurately, starting with writing simple sentences and then building up to a collection of 4 or 5 sentences. They will learn how to use capital letters appropriately and how to use full stops. They will also learn about when to use question marks and exclamation marks and commas in a list of objects. Finally the children will also learn how to spell tricky (red) words and how to use an apostrophe in a contraction such as I'll - I will. All children are assessed half termly and will move up through the phonics groups when they are ready through the following colour bands: SOUND BLENDING A, B, C, RED DITTY, RED, GREEN, PURPLE, PINK & ORANGE, YELLOW, BLUE & GREY.</p>		English	 <p>The children will learn to use capital letters, full stops and finger spaces correctly in their writing. The children will orally compose sentences before writing. They will retell the story of 'Lost and Found' and then will create and write their own version of the text.</p>
Maths	<ul style="list-style-type: none"> Counting in 10s, 5s, 2s Making and adding simple groups and doubles Sharing equally Finding halves and quarters Describing position direction and movements including whole, half, quarter and three-quarter turns 	<ul style="list-style-type: none"> Counting reading and writing numbers to 100 Partition numbers to 100 into 10s and 1s Tell the time to the hour and half past the hour Recognise and know the value of denominations of coins and notes 	Science	<p>Plants</p> <p>Learn how to identify and name a variety of common wild and garden plants, including deciduous and evergreen trees. Learn how to identify and describe the basic structure of a variety of common flowering plants, including trees.</p> 



Curriculum Overview

Year One

History	<p>How do we know about dinosaurs?</p> <p>Explore the life and work of Mary Anning and how her work with fossils helped us to learn about dinosaurs.</p>		Geography	<p>What is Torquay like?</p> <p>Explore our local area and identify both our local physical and human features. Observe rural and urban areas and identify which Torquay is.</p>	
Art	<p>How did Andy Goldsworthy use leaves and other natural materials to create work?</p> <p>Closely explore the work of Andy Goldsworthy. Explore a large range of natural materials. Make our own piece of art using nature.</p>		Music	<p>Come Dance with Me</p> <p>Copy call-and-response patterns with voices and instruments.</p>	<p>Cat and Mouse</p> <p>Listen and copy rhythm patterns.</p>
					
Design Technology	<p>How can we make a functioning windmill?</p> <p>Discover what a windmill is. Explore what makes a structure stable. Design and construct a windmill before decorating. Evaluate the windmill.</p>	Computing	<p>What is a computer program?</p> <p>Learn about coding and how to write a code for a programme. Learn how to debug a code.</p>		



Curriculum Overview

Year One



What is technology?

Find and understand examples of where technology is used in the local community. Record examples of technology outside of school.




Physical Education



Send and Receive



Athletics



Net and Wall



Striking and Fielding



Community



Human Rights



Stewardship



Equality



Resilience



Health



Technology



Wonder