



Termly Curriculum Overview

Year Five



Curriculum Enrichment	★ Ancient Greece Workshop			
Virtue	<p><i>Truth</i></p> <p>Children will learn how to question what is presented to them to gain a deeper understanding of the curriculum and see how different parts of their learning fit together.</p>	Learning Behaviour Focus	 <p>Confidence</p>	 <p>Risk-Taking</p>
PSHE Enquiry	<i>How should we decide who is in charge?</i>			
Personal Social and Health Education Remembering Weeks	<p>Keeping Safe Remembering Week</p> <ul style="list-style-type: none">Remember how to recognise, predict and assess risks in different situations and decide how to manage them responsibly (including sensible road use and risks in their local environment).Remember and develop strategies for keeping physically and safe:Bikeability & road safety Y5	Personal Social and Health Education	<p>Living in Community</p> <p>Pupils will learn:</p> <ul style="list-style-type: none">That God the Father, God the Son and God the Holy Spirit make up the three persons of the TrinityThat the Holy Spirit works through us to bring God’s love and goodness to othersThe principles of Catholic Social TeachingThat God formed them out of love, to know and share His love with others	
Religious Education	<p>Pentecost</p> <p>The children will learn about the feast of Pentecost and how it is a celebration of the gift of God’s Spirit through its transforming power.</p> <p>Reconciliation</p> <p>The children will learn about the Sacrament of Reconciliation and how it builds bridges with God and others.</p>			



Community



Human Rights



Stewardship



Equality



Resilience



Health



Technology



Wonder

Curriculum Overview

Year Five: Summer

Reading	 <p>Pupils will learn how to:</p> <ul style="list-style-type: none"> • Draw inferences (inferring characters' feelings and motives from their actions) and justify with evidence • Identify how language, structure and presentation contribute to meaning 	 <p>Pupils will learn how to:</p> <ul style="list-style-type: none"> • Evaluate authors' language choice including figurative language • Identify and discuss themes and conventions 	Writing	 	<p>Pupils will learn how to:</p> <ul style="list-style-type: none"> • Use modal verbs to indicate degrees of possibility • Use devices to build cohesion within a paragraph • Choose the appropriate register • Use brackets, dashes or commas to indicate parenthesis (recap) • Enhance meaning through selecting appropriate grammar and vocabulary • Manipulate style for specific purpose and audience
Modern Foreign Languages: French	<p>Euros</p> <ul style="list-style-type: none"> • Children recognise euro coins and notes, as well as showing an understanding when hearing an amount of money 	<p>At the Supermarket</p> <ul style="list-style-type: none"> • Children will name food items both verbally and in written form, as well as using the correct gender (article) 	Science	<p>Animals including Humans</p> <p>Pupils will learn how to:</p> <ul style="list-style-type: none"> • Describe the stages of a human life cycle • Identify and describe key changes that occur during each stage, especially during puberty • Understand the basic needs of animals and humans for survival and development 	<p>Earth and Space</p> <p>Pupils will learn how to:</p> <ul style="list-style-type: none"> • Explain how the earth and moon move. • Explain different planets in the solar system. • Understand night and day by explaining the rotation of the earth on its axis. • Explain why we have time zones.
Maths	<ul style="list-style-type: none"> • Decimals • Geometry- property of shape and position and direction 	<ul style="list-style-type: none"> • Measure - converting units • Measure -volume and capacity 			



Community



Human Rights



Stewardship



Equality



Resilience



Health









Technology



Wonder

Curriculum Overview

Year Five: Summer

History	<p>What was life like in Ancient Greece?</p> <p>Learn about Ancient Greece, in particular the influence their legacy had on future civilisations</p>		Geography	<p>European Region - Greece</p> <p>Use data, maps, photographs and other sources to ask and answer geographical questions about the geography of Greece in comparison to the UK</p>	
Art	<p>How does Paul Cadden use shading to show the facial features of his subjects?</p> <p>Learn about how hyperrealism is an art style where drawings or paintings look as real as photographs. Artists like Cadden use shading, fine details and depth to create realism.</p>		Music	<p>Articulation, Composing, Singing</p> <p>Develop listening skills and an understanding of how different instrumental parts interact (texture) by responding to each part through movement.</p> <p>Demonstrate an understanding of the history of Argentine Tango. Improvise and compose, creating a piece in ternary form using a pentatonic scale, and containing an accompaniment, contrasting dynamics, and tempo. Sing in a 4-part round accompanied with a pitched ostinato</p>	
					



Community



Human Rights



Stewardship



Equality



Resilience



Health











Technology



Wonder

Curriculum Overview

Year Five: Summer

Design Technology	<p>How can we design and build a truss bridge that is able to support weight?</p> <p>Pupils will learn how to make a truss bridge out of wood including sawing and attaching techniques.</p>		Computing	<p>What is Word Processing?</p> <p>Create and open documents in Google Docs and use basic editing tools. They will also be introduced to use spell check and editing suggestions.</p>	<p>How are games created?</p> <p>Understand the components of a computer game and use a game creation tool to design and build a playable game.</p>
					
Physical Education					
		Tag Rugby	Golden Mile	Hockey	Dance



Community



Human Rights



Stewardship



Equality



Resilience



Health



Technology



Wonder